

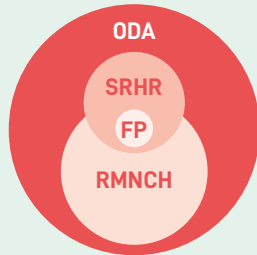


# DONORS DELIVERING FOR SRHR

**REPORT 2024** Tracking OECD Donor Funding for Sexual and Reproductive Health and Rights

This is the executive summary of the 2024 Donors Delivering for SRHR report, available at: [www.donorsdelivering.report](http://www.donorsdelivering.report)

## TRACKING DONOR SUPPORT TO SRHR AS PART OF THEIR ODA



The Donors Delivering for SRHR Report is an annual publication about the **state of global funding for SRHR, RMNCH, and FP**. It tracks the total funding support and the share of ODA that OECD DAC donors dedicate to these areas. The findings of the current report are based on ODA disbursements in 2022 as the most recent confirmed data available.

## IN 2022, DONORS DELIVERED

**\$ 14.18 BILLION**  
SRHR funding

↑ 11.5%

**\$ 1.9 BILLION**  
FP funding

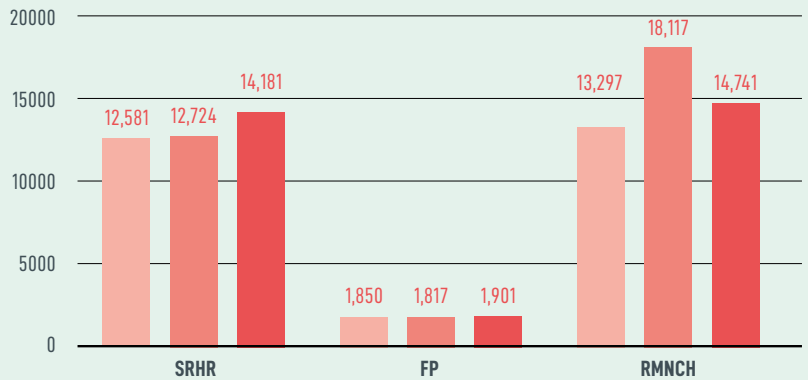
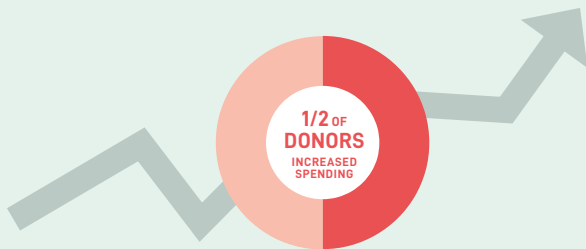
↑ 4.6%

**\$ 14.74 BILLION**  
RMNCH funding

↓ 18.6%

## GLOBAL SRHR FUNDING INCREASED BY 11.5% IN 2022

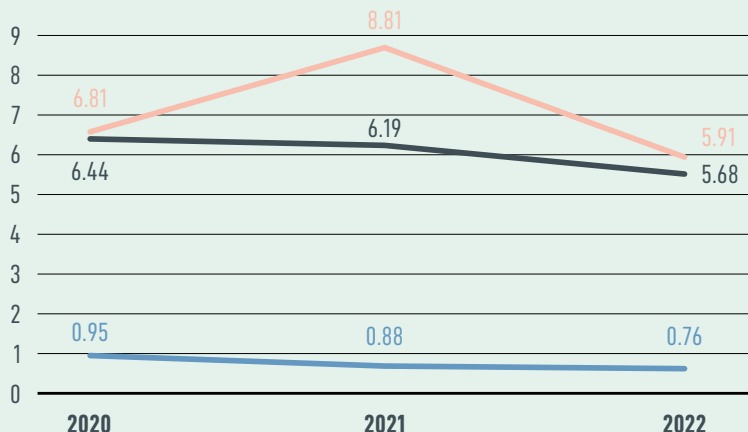
**Good news first:** total donor investments in SRHR increased significantly in 2022! After a minor increase between 2020 and 2021, OECD DAC donors' total SRHR funding saw a more marked increase in 2022. Total FP funding also increased, while RMNCH spending saw a sharp decline, after an exceptional peak in 2021.



SRHR, FP and RMNCH total disbursements trend for all OECD DAC donors in million USD, 2021 constant prices, for 2020 2021 2022

## THE SHARE OF GLOBAL ODA SPENT ON SRHR DECREASED

SRHR, FP and RMNCH as percentage of ODA for all OECD DAC donors - trend 2020 - 2022



**The bad news:** SRHR funding did not grow at the same rate as overall ODA, which increased significantly by just over 20% in 2022 largely due to increases in humanitarian assistance and in-country refugee costs. The share of ODA dedicated to SRHR therefore saw a gradual decrease.



# DONORS DELIVERING FOR SRHR

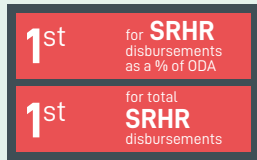
REPORT 2024 Tracking OECD Donor Funding for Sexual and Reproductive Health and Rights

This is the executive summary of the 2024 Donors Delivering for SRHR report, available at: [www.donorsdelivering.report](http://www.donorsdelivering.report)

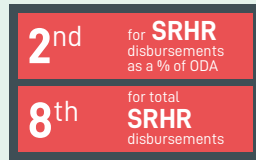
## DONOR RANKING

32 OECD DAC DONORS RANKED ACCORDING TO THEIR SRHR DISBURSEMENTS AS A PERCENTAGE OF ODA

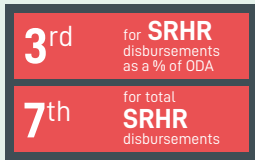
USA



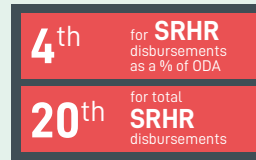
NETHERLANDS



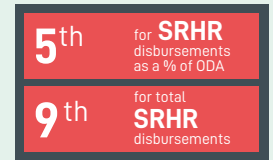
CANADA



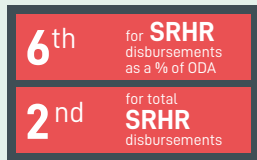
LUXEMBOURG



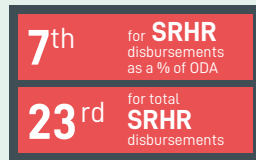
SWEDEN




UK



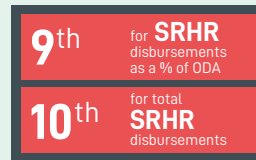
ICELAND



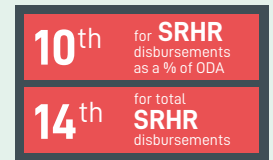
AUSTRALIA



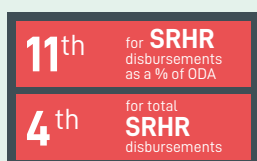
NORWAY



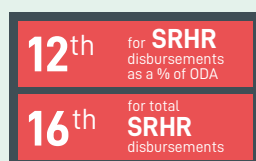
DENMARK



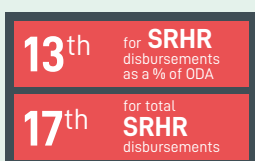
FRANCE



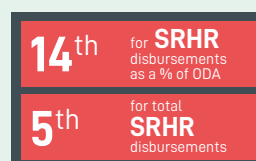
KOREA



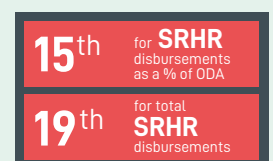
BELGIUM



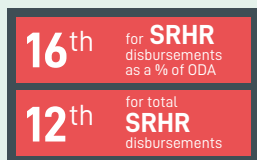
JAPAN



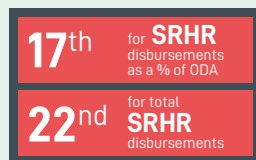
FINLAND



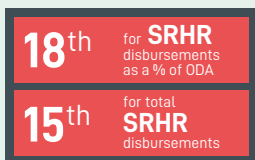
SWITZERLAND



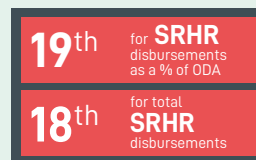
NEW ZEALAND



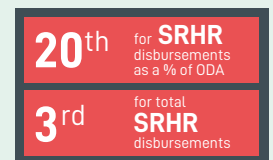
SPAIN



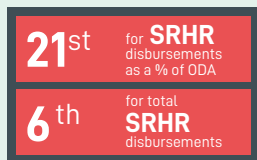
IRELAND



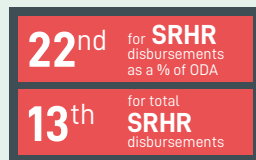
GERMANY



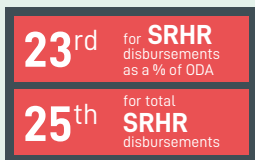
EU INSTITUT.



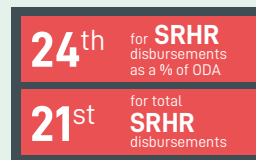
ITALY



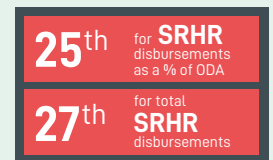
PORTUGAL



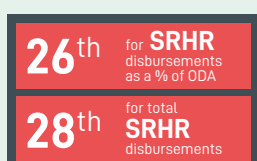
AUSTRIA



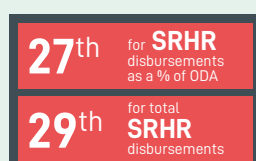
HUNGARY



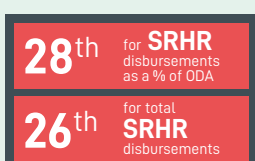
LITHUANIA



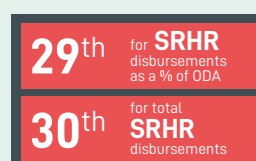
SLOVAK REP.



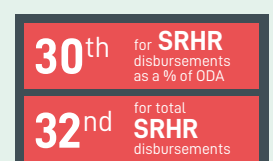
CZECH REP.



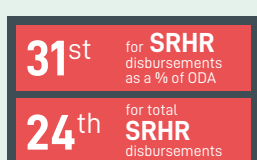
SLOVENIA



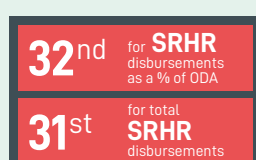
ESTONIA



POLAND



GREECE



Deutsche Stiftung Weltbevölkerung (DSW)  
Avenue des Arts 43, 1040 Brussels, Belgium

@dsw\_int

[brussels@dsw.org](mailto:brussels@dsw.org)

+32 2 504 90 60